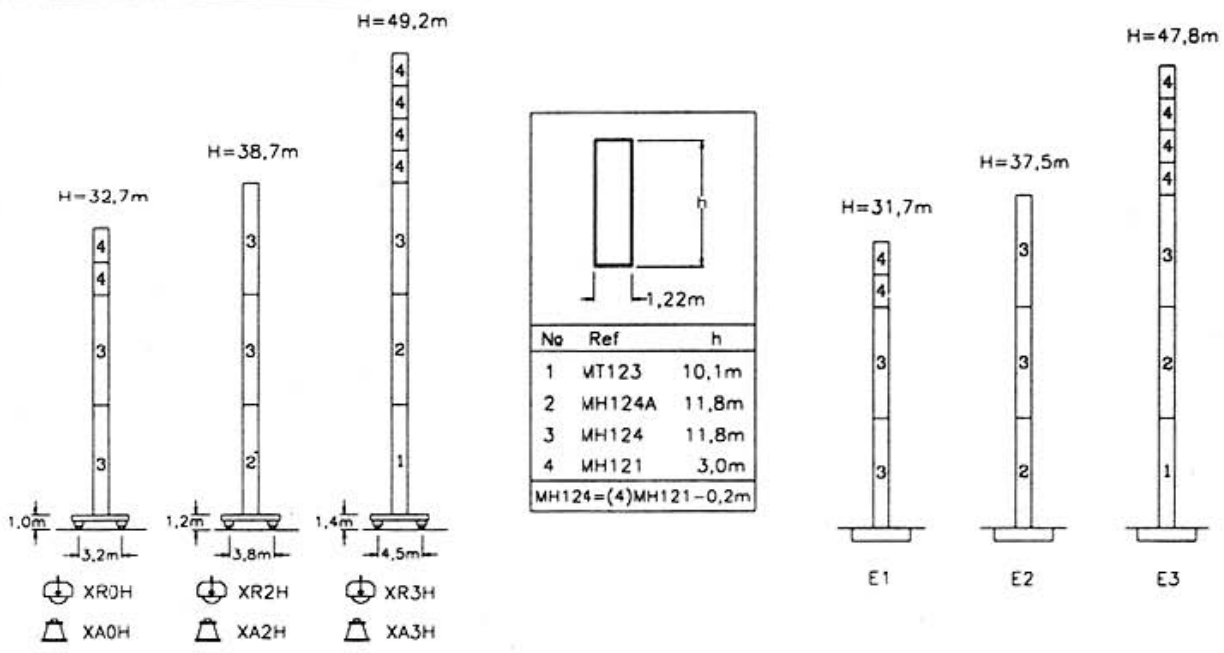
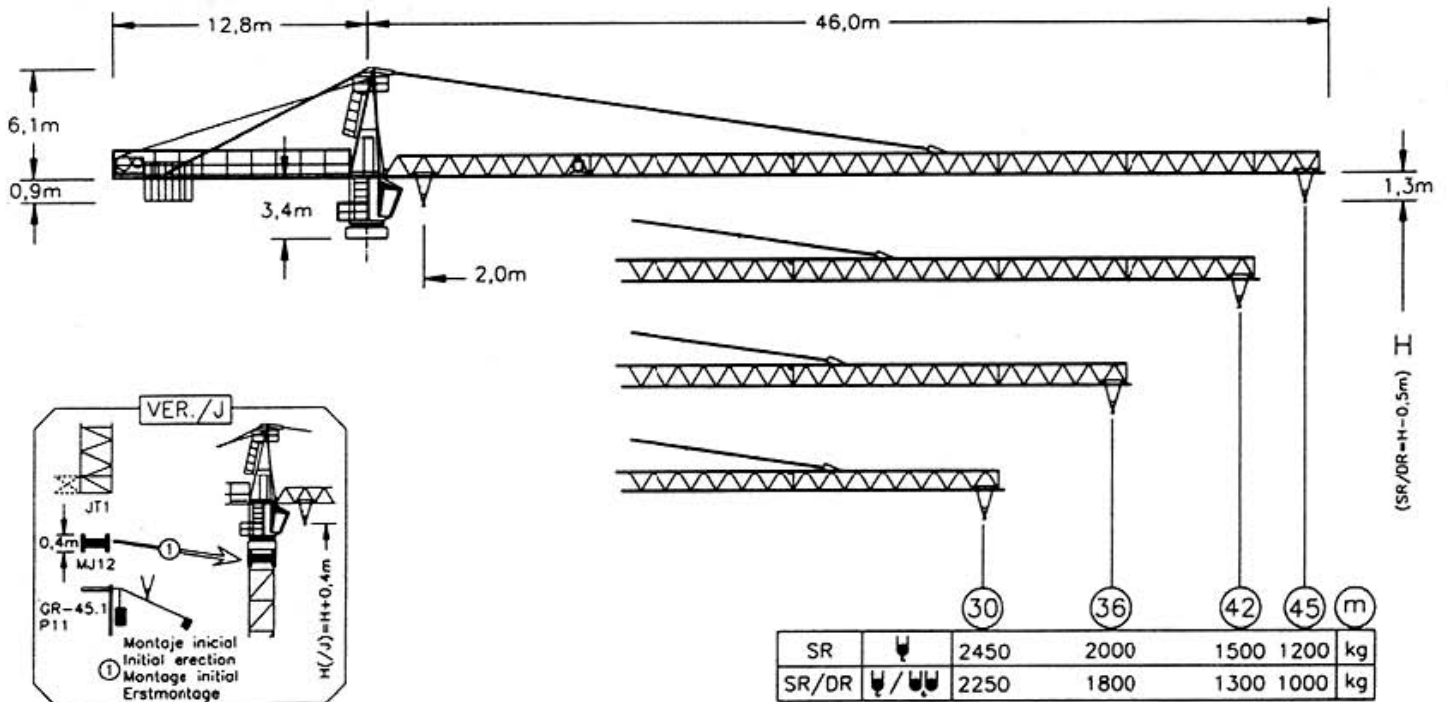





COMANSA GRUAS TORRE NT-45120




Ⓡ	R(Cmax)	C(max)	18	21	24	27	30	33	36	39	42	45m
45	SR	23.8m	2500	2500	2500	2480	2180	1930	1730	1560	1420	1200kg
	SR/DR	12.0m	5000	3140	2620	2240	1940	1700	1510	1350	1210	1000kg
42	SR	26.8m	2500	2500	2500	2500	2480	2210	1980	1790	1630	1500kg
	SR/DR	13.6m	5000	3620	3030	2590	2250	1980	1760	1580	1430	1300kg
36	SR	29.5m	2500	2500	2500	2500	2500	2460	2210	2000kg		
	SR/DR	15.0m	5000	4070	3410	2920	2540	2240	2000	1800kg		
30	SR	29.5m	2500	2500	2500	2500	2500	2450kg				
	SR/DR	15.0m	5000	4070	3410	2930	2550	2250kg				



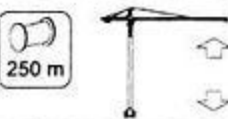
CS2-1.9
1.9 kW

14 m/mn
42




GR-7.5
75 Nm

0 ⇄ 0.16
0.16 ⇄ 0.4 rpm
0.4 ⇄ 0.8




ES3-18-12
18 kW

	I	II	III
SR	m/min 8	35	70
	kg 2500	2500	1300
DR	m/min 4	17.5	35
	kg 5000	5000	2600




TS2-3.0	TS2-4.5	TS2-5.5
2x30Nm	2x45Nm	2x55Nm
0 ⇄ 20 m/mn		
XR0H	XR2H	XR3H




CFU-2.2
2.2 kW

0 > 75 2,5 t
0 ⇄ 45 5,0 t



GFU-7.5
75 Nm

0 ⇄ 0.14
0.14 ⇄ 0.35 rpm
0.35 ⇄ 0.8



EFU2-18-12 (18 kW)

SR		DR	
kg	m/mn	kg	m/mn
2500	8	5000	4
1500	35	4000	17.5
1000	70	2000	35
500	84	1000	42

Tensión de alimentación Operating voltage Tension de service Betriebsspannung	380 V 3 ph 50 Hz
--	------------------------

Sección de cable Cross section of cable Section du câble Kabelquerschnitt	4 x 25 mm ²
--	------------------------

Potencia total de motores Total motor output Puissance totale des moteurs Gesamtmotorenleistung	XR0H ... 26,6 kW XR2H ... 28,0 kW XR3H ... 29,0 kW
--	--

OPCIONAL OPTIONAL EN OPTION KAUFOPTION	*
---	---

R máx.	En servicio In service En service In betrieb	XR0H 37,3 t XR2H 37,7 t XR3H 42,1 t
---------------	---	---

R máx.	Fuera de servicio Out of service Hors service Ausser Betrieb	XR0H 40,4 t XR2H 44,7 t XR3H 63,9 t
---------------	---	---

Peso de la construcción Dead weight Poids de la construction Konstruktionsgewicht	XR0H 19,7 t XR2H 21,5 t XR3H 27,3 t
--	---

Lastre de base Base ballast Lest base Zentralballast	XR0H 47,6 t XR2H 42,3 t XR3H 54,0 t
---	---



Construcciones Metálicas COMANSA S. A.
Polígono Industrial de Areta
E-31620 Huarte-Pamplona - SPAIN
Tel.: (34) 948 335 020 - Fax: (34) 948 330 810
e-mail: info@comansa.com